



# ALKALI METALS LTD.,

Plot B-5, Block III, IDA, UPPAL, Hyderabad - 500 039, India  
CIN: L27109TG1968PLC001196

Tel :-+91-40-2756 2932 / 2720 1179 Fax:- 91-40-2756 2634 / 2720 1454  
Email: [alkalimetals@alkalimetals.com](mailto:alkalimetals@alkalimetals.com) ; Website :[www.alkalimetals.com](http://www.alkalimetals.com)

AN ISO 9001 & 14001 COMPANY



Manufacturers of Sodium Amide, Sodium Alkoxides, Sodium Hydride, Sodium Azide, Teravolts,  
Amino Pyridines, Pyridine Derivatives, Cyclic Compounds, Fine Chemicals, Oleo Chemicals & Oleoresins

AML/Stock Exchange /BSE /20160416

Date: 16<sup>th</sup> April, 2016

To  
The General Manager  
Department of Corporate Services,  
The Bombay Stock Exchange Limited,  
Phiroze Jeejeebhoy Towers,  
Dalal Street,  
Mumbai-400001  
Ph: 022-22721234  
Fax: 022-22723121

Dear Sir,


**Sub:** Shareholding pattern under Regulation 31 for the Quarter ended 31<sup>st</sup> March, 2016  
**Ref:** Alkali Metals Ltd., Scrip Code: 533029

With reference to the captioned subject, we are attaching herewith the Shareholding Pattern as per Regulation 31 of the SEBI (Listing Obligations and Disclosure Requirements) Regulations, 2015 for the Quarter ended 31<sup>st</sup> March, 2016

Kindly take the same on record and oblige.

Thanking You

Yours faithfully,  
For Alkali Metals Limited

  
Y.S.R. Venkata Rao  
Managing Director  
DIN:00345524



## Holding of specified securities ( Statement Showing Shareholding Pattern )

1. Name of Listed Entity : ALKALI METALS LIMITED
2. Scrip Code / Class of Security : 533029 / EQUITY
3. Share Holding Pattern Filed under: Reg.31(1)(b)
  - a. If under 31(1)(b) then indicate the report for Quarter ending 31-Mar-2016
  - b. If under 31(1)(c) then indicate date of allotment/extinguishment :NILL
4. Declaration: The Listed entity is required to submit the following declaration to the extent of submission of information:-

Particulars	Yes*	No*
1 Whether the Listed Entity has issued any partly paid up shares?		NO
2 Whether the Listed Entity has issued any Convertible Securities or Warrants?		NO
3 Whether the Listed Entity has any shares against which depository receipts are issued?		NO
4 Whether the Listed Entity has any shares in locked-in?		NO
5 Whether any shares held by promoters are pledge or otherwise encumbered?	YES	

5. The tabular format for disclosure of holding of specified securities is as follows:-




Table I

Table I - Summary Statement holding of specified securities

Category (I)	Category of Shareholder (II)	Nos. of Shareholders (III)	No. of fully paid up equity shares held (IV)	No. of Partly paid-up equity shares held (V)	No. of shares underlying Depository Receipts (VI)	Total nos. shares held (VII) = (IV)+(V)+(VI)	Shareholding as a % of total no. of shares (calculated as per SCRR, 1957) (VIII) As a % of (A+B+C2)	Number of Voting Rights held in each class of securities (IX)			No. of Shares Underlying Outstanding convertible securities (including Warrants) (X)	Shareholding as a % assuming full conversion of convertible securities (as a percentage of diluted share capital) (XI) = (VII)+(X) As a % of (A+B+C2)	Number of Locked in shares (XII)		Number of Shares pledged or otherwise encumbered (XIII)		Number of equity shares held in dematerialized form (XIV)	
								No of Voting Rights					Total as a % of (A+B+C)	No.(a)	As a % of total Shares held (b)	No.(a)		As a % of total Shares held (b)
								Class eg: X	Class eg: Y	Total								
A.	PROMOTER & PROMOTER GROUP	5	7100842	0	0	7100842	69.74	7100842	0	7100842	69.74	0	69.74	0	0	2130000	30	7100842
B.	PUBLIC	11015	3081664	0	0	3081664	30.26	3081664	0	3081664	30.26	0	30.26	0	0	0	0	3080581
C.	NON PROMOTER-NON PUBLIC	0	0	0	0	0	0	0	0	0	0	0	0	0	0	0	0	0
C1.	SHARES UNDERLYING DRS	0	0	0	0	0	0	0	0	0	0	0	0	0	0	0	0	0
C2.	SHARES HELD BY EMPLOYEE TRUSTS	0	0	0	0	0	0	0	0	0	0	0	0	0	0	0	0	0
	Total	11020	10182506	0	0	10182506	100	10182506	0	10182506	100	0	100	0	0	2130000	20.92	10181423

NOTE: Two of the Promoter & Promoter Group having two folios each but we have clubbed the same into one based on the PAN as per the applicable regulations.



Table II

Table II - Statement showing shareholding pattern of the Promoter and Promoter Group

Category & Name of the Shareholders (I)	PAN (II)	Nos. of Shareholder (III)	No. of fully paid up equity shares held (IV)	Partly paid-up equity shares held (V)	No. of shares underlying Depository Receipts (VI)	Total nos. shares held (VII = IV + V + VI)	Shareholding % calculated as per SCRR, 1957 As a % of (A+B+C2) (VIII)	Number of Voting Rights held in each class of securities (IX)				No. of Shares Underlying Outstanding convertible securities (including Warrants) (X)	Shareholding, as a % assuming full conversion of convertible securities (as a percentage of diluted share capital) (XI) = (VII)+(X) as a % of A+B+C2	Number of Locked in shares (XII)		Number of Shares pledged or otherwise encumbered (XIII)		Number of equity shares held in dematerialized form (XIV)
								No of Voting Rights			Total as a % of Total Voting rights			No.(a)	As a % of total Shares held (b)	No.(a)	As a % of total Shares held (b)	
								Class X	Class Y	Total								
<b>1. INDIAN</b>																		
Individuals/Hindu undivided Family																		
a. Names :		1	6904715	0	0	6904715	67.81	6904715	0	6904715	67.81	0	67.81	0	0	2130000	30	6904715
YERRAMILI SRIRAMA VENKATA RAO	AASPY2205M		6904715			6904715	67.81	6904715	0	6904715	67.81		67.81	0	0	2130000	30	6904715
Central Government/ State Government(s)		0	0	0	0	0	0	0	0	0	0	0	0	0	0	0	0	0
b. Financial Institutions/ Banks		0	0	0	0	0	0	0	0	0	0	0	0	0	0	0	0	0
c. ANY OTHER																		
Bodies Corporate		1	633	0	0	633	0.01	633	0	633	0.01	0	0.01	0	0	0	0	633
a. Names :																		
CDC INDUSTRIAL INFRAS LTD	AAACC8191R		633			633	0.01	633	0	633	0.01		0.01	0	0	0	0	633
Directors and their Relatives		3	195494	0	0	195494	1.92	195494	0	195494	1.92	0	1.92	0	0	0	0	195494
b. Names :																		
YERRAMILI LALITHYA POORNA	AAAPY9942M		110000			110000	1.08	110000	0	110000	1.08		1.08	0	0	0	0	110000
YERRAMILI SIVA RAMA KRISHNA RAO	AAKPY8706H		56500			56500	0.55	56500	0	56500	0.55		0.55	0	0	0	0	56500
KRISHNAVENI YERRAMILI	AAJPY7956L		28994			28994	0.28	28994	0	28994	0.28		0.28	0	0	0	0	28994
Sub-Total (A)(1)		5	7100842	0	0	7100842	69.74	7100842	0	7100842	69.74	0	69.74	0	0	2130000	30	7100842
<b>2. FOREIGN</b>																		
Individuals (Non-Resident Individuals/ Foreign Individuals)		0	0	0	0	0	0	0	0	0	0	0	0	0	0	0	0	0
a. Government		0	0	0	0	0	0	0	0	0	0	0	0	0	0	0	0	0
b. Institutions		0	0	0	0	0	0	0	0	0	0	0	0	0	0	0	0	0
c. Foreign Portfolio Investor		0	0	0	0	0	0	0	0	0	0	0	0	0	0	0	0	0
d. ANY OTHER																		
f. Sub-Total (A)(2)		0	0	0	0	0	0	0	0	0	0	0	0	0	0	0	0	0
Total Shareholding of Promoter and Promoter Group (A)= (A)(1)+(A)(2)		5	7100842	0	0	7100842	69.74	7100842	0	7100842	69.74	0	69.74	0	0	2130000	30	7100842

Details of Shares which remain unclaimed may be given hear along with details such as number of shareholders, outstanding shares held in demat/unclaimed suspense account, voting rights which are frozen etc.




Table III

Table III - Statement showing share-holding pattern of the Public shareholder

Category & Name of the Shareholders (I)	PAN (II)	Nos. of Shareholder (III)	No. of fully paid up equity shares held (IV)	Partly paid-up equity shares held (V)	No. of shares underlying Depository Receipts (VI)	Total nos. shares held (VII = IV + V + VI)	Shareholding % calculated as per SCRR, 1957 As a % of (A+B+C2) (VII)	Number of Voting Rights held in each class of securities (X)				No. of Shares Underlying Outstanding convertible securities (including Warrants) (X)	Total Shareholding as a % assuming full conversion of convertible securities (as a percentage of diluted share capital) (XI)	Number of Locked In shares (XII)		Number of Shares pledged or otherwise encumbered (XIII)		Number of equity shares held in dematerialized form (XIV)
								No. of Voting Rights			Total as a % of Total Voting rights			No.(a)	As a % of total Shares held (b)	No.(a) (Not applicable)	As a % of total Shares held (Not applicable) (b)	
								Class X	Class Y	Total								
1. INSTITUTIONS																		
a. Mutual Funds/		0	0	0	0	0	0	0	0	0	0	0	0	0	0	0	0	0
b. Venture Capital Funds		0	0	0	0	0	0	0	0	0	0	0	0	0	0	0	0	0
c. Alternate Investment Funds		0	0	0	0	0	0	0	0	0	0	0	0	0	0	0	0	0
d. Foreign Venture Capital Investors		0	0	0	0	0	0	0	0	0	0	0	0	0	0	0	0	0
e. Foreign Portfolio Investors		0	0	0	0	0	0	0	0	0	0	0	0	0	0	0	0	0
f. Financial Institutions/ Banks		0	0	0	0	0	0	0	0	0	0	0	0	0	0	0	0	0
g. Insurance Companies		0	0	0	0	0	0	0	0	0	0	0	0	0	0	0	0	0
h. Provident Funds/ Pension Funds		0	0	0	0	0	0	0	0	0	0	0	0	0	0	0	0	0
i. ANY OTHER		0	0	0	0	0	0	0	0	0	0	0	0	0	0	0	0	0
j. Market Maker		0	0	0	0	0	0	0	0	0	0	0	0	0	0	0	0	0
Sub-Total (B)(1)		0	0	0	0	0	0	0	0	0	0	0	0	0	0	0	0	0
2. Central Government/ State Government(s)/ President of India																		
Sub-Total (B)(2)		0	0	0	0	0	0	0	0	0	0	0	0	0	0	0	0	0
3. NON-INSTITUTIONS																		
a. INDIVIDUALS -																		
i. Individual shareholders holding nominal share capital up to Rs. 2 lakhs.		10535	2422183	0	0	2422183	23.79	2422183	0	2422183	23.79	0	0	0	0	0	0	2421100
ii. Individual shareholders holding nominal share capital in excess of Rs. 2 lakhs.		4	176537	0	0	176537	1.73	176537	0	176537	1.73	0	0	0	0	0	0	176537
b. NBFCs registered with RBI		0	0	0	0	0	0	0	0	0	0	0	0	0	0	0	0	0
c. Employee Trusts		0	0	0	0	0	0	0	0	0	0	0	0	0	0	0	0	0
d. Overseas Depositories (holding DRs) (balancing figure)		0	0	0	0	0	0	0	0	0	0	0	0	0	0	0	0	0
e. ANY OTHER																		
BODIES CORPORATE		190	302526	0	0	302526	2.97	302526	0	302526	2.97	0	0	0	0	0	0	302526
CLEARING MEMBERS		11	2290	0	0	2290	0.02	2290	0	2290	0.02	0	0	0	0	0	0	2290
HINDU UNDIVIDED FAMILIES		198	110418	0	0	110418	1.08	110418	0	110418	1.08	0	0	0	0	0	0	110418
NON RESIDENT INDIANS		77	67710	0	0	67710	0.66	67710	0	67710	0.66	0	0	0	0	0	0	67710
Sub-Total (B)(3)		11015	3081664	0	0	3081664	30.26	3081664	0	3081664	30.26	0	0	0	0	0	0	3080581
Total Public Shareholding (B) = (B)(1)+(B)(2)+(B)(3)		11015	3081664	0	0	3081664	30.26	3081664	0	3081664	30.26	0	0	0	0	0	0	3080581

Details of the shareholders acting as persons in Concert including their Shareholding (No. and %):

Details of Shares which remain unclaimed may be given here along with details such as number of shareholders, outstanding shares held in demat/unclaimed suspense account, voting rights which are frozen etc.



Table IV

Table IV - Statement showing shareholding pattern of the Non Promoter- Non Public shareholder

Category & Name of the Shareholders (I)	PAN (II)	Nos. of Shareholder (III)	No. of fully paid up equity shares held (IV)	Partly paid-up equity shares held (V)	No. of shares underlying Depository Receipts (VI)	Total nos. shares held (VII = IV + V + VI)	Shareholding % calculated as per SCRR, 1957 As a % of (A+B+C2) (VIII)	Number of Voting Rights held in each class of securities (IX)				No. of Shares Underlying Outstanding convertible securities (including Warrants) (X)	Total Shareholding as a % assuming full conversion of convertible securities ( as a percentage of diluted share capital) (XI)	Number of Locked in shares (XII)		Number of Shares pledged or otherwise encumbered (XIII)		Number of equity shares held in dematerialized form (XIV) (Not applicable)
								No of Voting Rights			Total as a % of Total Voting rights			No.(a)	As a % of total Shares held (b)	No.(a) (Not applicable)	As a % of total Shares held (Not applicable) (b)	
								Class X	Class Y	Total								
1. Custodian/DR Holder		0	0	0	0	0	0	0	0	0	0	0	0	0	0	0	0	0
2. Employee Benefit Trust (under SEBI (Share based Employee Benefit) Regulations, 2014)		0	0	0	0	0	0	0	0	0	0	0	0	0	0	0	0	0
Total Non-Promoter- Non Public Shareholding (C)= (C)(1)+(C)(2)		0	0	0	0	0	0	0	0	0	0	0	0	0	0	0	0	0

