

CLAUSE 35
Introductory sub-table (I)(a)

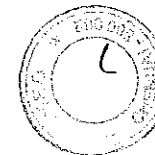
NAME OF THE COMPANY : ALKALI METALS LIMITED
 SCRIP CODE :
 QUARTER ENDED :
 SHAREHOLDING PATTERN AS ON : 31-Mar-2013
 NAME OF THE SCRIP :
 CLASS OF SECURITY : EQUITY

Partly paid-up shares:-	No. of partly paid-up shares	As a % of total no. of partly paid-up shares	As a % of total no. of shares of the company
Held by promoter/promoter group			
Held by public			
Total - D			
Outstanding convertible securities:-	No. of outstanding securities	As a % of total no. of outstanding convertible securities	As a % of total no. of shares of the company, assuming full conversion of the convertible securities
Held by promoter/promoter group			
Held by public			
Total - E			
Warrants:-	No. of warrants	As a % of total no. of warrants	As a % of total no. of shares of the company, assuming full conversion of warrants
Held by promoter/promoter group			
Held by public			
Total - F			
Total paid-up capital of the company, assuming full Conversion of warrants and convertible securities	10182506		



STATEMENT SHOWING SHAREHOLDING PATTERN
TABLE (I)(a)

CATEGORY CODE	CATEGORY OF SHARE HOLDER	NO. OF HOLDERS	TOTAL NO. OF SHARES	SHARES IN DEMAT	TOTAL SHAREHOLDING AS A PERCENTAGE OF TOTAL NUMBER OF SHARES		SHARES PLEDGED OR OTHERWISE ENCUMBERED	
					AS A % OF (A+B) (VI)	AS A % OF (A+B+C) (VII)	Number of shares (VIII)	As a percentage (IX) = (VIII)/(IV)*100
(I)	(II)	(III)	(IV)	(V)	(VI)	(VII)	(VIII)	(IX)
A. SHAREHOLDING OF PROMOTER AND PROMOTER GROUP								
1. INDIAN								
a.	INDIVIDUALS/HINDU UNDIVIDED FAMILY	2	6128815	6128815	60.1896	60.1896	0	0.0000
b.	CENTRAL GOVERNMENT/ STATE GOVERNMENT(S)	0	0	0	0.0000	0.0000	0	0.0000
c.	BODIES CORPORATE	1	633	633	0.0062	0.0062	0	0.0000
d.	FINANCIAL INSTITUTIONS/ BANKS	0	0	0	0.0000	0.0000	0	0.0000
e.	ANY OTHER DIRECTORS AND THEIR RELATIVES	6	971394	971394	9.5398	9.5398	0	0.0000
		6	971394	971394	9.5398	9.5398	0	0.0000
SUB - TOTAL (A)(1)		9	7100842	7100842	69.7357	69.7357	0	0.0000
2. FOREIGN								
a.	INDIVIDUALS (NON-RESIDENT INDIVIDUALS/ FOREIGN INDIVIDUALS)	0	0	0	0.0000	0.0000	0	0.0000
b.	BODIES CORPORATE	0	0	0	0.0000	0.0000	0	0.0000
c.	INSTITUTIONS	0	0	0	0.0000	0.0000	0	0.0000
d.	QUALIFIED FOREIGN INVESTOR	0	0	0	0.0000	0.0000	0	0.0000
e.	ANY OTHER							
SUB - TOTAL (A)(2)		0	0	0	0.0000	0.0000	0	0.0000
TOTAL SHARE HOLDING OF PROMOTER AND PROMOTER GROUP (A) = (A)(1)+(A)(2)		9	7100842	7100842	69.7357	69.7357	0	0.0000




STATEMENT SHOWING SHAREHOLDING PATTERN
TABLE (I)(a)

DATE CATEGORY CODE	CATEGORY OF SHARE HOLDER	NO. OF HOLDERS	TOTAL NO. OF SHARES	SHARES IN DEMAT	TOTAL SHAREHOLDING AS A PERCENTAGE OF TOTAL NUMBER OF SHARES		SHARES PLEDGED OR OTHERWISE ENCUMBERED	
					AS A % OF (A+B) (VI)	AS A % OF (A+B+C) (VII)	Number of shares (VIII)	As a percentage (IX)= (VIII)/(IV)*100
(I)	(II)	(III)	(IV)	(V)	(VI)	(VII)	(VIII)	(IX)
B. PUBLIC SHAREHOLDING								
1. INSTITUTIONS								
a.	MUTUAL FUNDS/UTI	0	0	0	0.0000	0.0000	NA	NA
b.	FINANCIAL INSTITUTIONS/ BANKS	0	0	0	0.0000	0.0000	NA	NA
c.	CENTRAL GOVERNMENT/ STATE GOVERNMENT(S)	0	0	0	0.0000	0.0000	NA	NA
d.	VENTURE CAPITAL FUNDS	0	0	0	0.0000	0.0000	NA	NA
e.	INSURANCE COMPANIES	0	0	0	0.0000	0.0000	NA	NA
f.	FOREIGN INSTITUTIONAL INVESTORS	0	0	0	0.0000	0.0000	NA	NA
g.	FOREIGN VENTURE CAPITAL INVESTORS	0	0	0	0.0000	0.0000	NA	NA
h.	QUALIFIED FOREIGN INVESTOR	0	0	0	0.0000	0.0000	NA	NA
i.	ANY OTHER							
SUB - TOTAL (B)(1)		0	0	0	0.0000	0.0000	NA	NA
2. NON-INSTITUTIONS								
a.	BODIES CORPORATE	291	443259	443259	4.3531	4.3531	NA	NA
b.	INDIVIDUALS - I INDIVIDUAL SHAREHOLDERS HOLDING NOMINAL SHARE CAPITAL UPTO RS. 1 LAKH	13133	2378888	2377805	23.3625	23.3625	NA	NA
	II INDIVIDUAL SHAREHOLDERS HOLDING NOMINAL SHARE CAPITAL IN EXCESS OF RS. 1 LAKH	6	76396	76396	0.7502	0.7502	NA	NA
c.	QUALIFIED FOREIGN INVESTOR	0	0	0	0.0000	0.0000	NA	NA
d.	ANY OTHER							
	CLEARING MEMBERS	13	3712	3712	0.0364	0.0364	NA	NA
	HINDU UNDIVIDED FAMILIES	227	93146	93146	0.9147	0.9147	NA	NA
	NON RESIDENT INDIANS	99	86263	86263	0.8471	0.8471	NA	NA
		339	183121	183121	1.7983	1.7983	NA	NA
SUB - TOTAL (B)(2)		13769	3081664	3080581	30.2642	30.2642	NA	NA
TOTAL PUBLIC SHAREHOLDING (B) = (B)(1)+(B)(2)		13769	3081664	3080581	30.2642	30.2642	NA	NA
TOTAL (A)+(B)		13778	10182506	10181423	100.0000	100.0000	0	0.0000



CATEGORY CODE	CATEGORY OF SHARE HOLDER	NO. OF HOLDERS	TOTAL NO. OF SHARES	SHARES IN DEMAT	TOTAL SHAREHOLDING AS A PERCENTAGE OF TOTAL NUMBER OF SHARES		SHARES PLEDGED OR OTHERWISE ENCUMBERED	
					AS A % OF (A+B) (VI)	AS A % OF (A+B+C) (VII)	Number of shares (VIII)	As a percentage (IX)= (VIII)/(IV)*100
(I)	(II)	(III)	(IV)	(V)	(VI)	(VII)	(VIII)	(IX)
C. SHARES HELD BY CUSTODIANS AND AGAINST WHICH DEPOSITORY RECEIPTS HAVE BEEN ISSUED								
	Promoter and Promoter Group	0	0	0	0.0000	0.0000	NA	NA
	Public	0	0	0	0.0000	0.0000	NA	NA
	TOTAL CUSTODIAN (C)	0	0	0	0.0000	0.0000	NA	NA
GRAND TOTAL (A)+(B)+(C)		13778	10182506	10181423		100.0000	0	0.0000



ALKALI METALS LIMITED

(I)(b) Statement showing holding of securities (including shares, warrants, convertible securities) of persons belonging to the category "Promoter and Promoter Group" - 31-Mar-2013

Sr.No	Name of the shareholder	Details of Shares held		Encumbered shares (*)			Details of warrants		Details of convertible securities		Total shares (including underlying shares assuming full conversion of warrants and convertible securities) as a % of diluted share capital
		No. of Shares held	As a % of grand total (A)+(B)+(C)	No. of Shares held	As a percentage	As a % of grand total (A)+(B)+(C) of sub-clause (I)(a)	Number of warrants held	As a % total number of warrants of the same class	Number of convertible securities held	As a % total number of convertible securities of the same class	(XII)
(I)	(II)	(III)	(IV)	(V)	(VI)= (V)/ (III)*100	(VII)	(VIII)	(IX)	(X)	(XI)	(XII)
1	CDC INDUSTRIAL INFRAS LTD	633	0.0062	0	0.0000	0.0000	0	0.0000	0	0.0000	0.0062
2	YERRAMILI SRIRAMA VENKATA RAO	4591308	45.0901	0	0.0000	0.0000	0	0.0000	0	0.0000	45.0901
3	SRIRAMA VENKATA RAO YERRAMILI	1537507	15.0994	0	0.0000	0.0000	0	0.0000	0	0.0000	15.0994
4	YERRAMILI SIVA RAMA KRISHNA RAO	56500	0.5548	0	0.0000	0.0000	0	0.0000	0	0.0000	0.5548
5	Y V LALITHA DEVI	715900	7.0306	0	0.0000	0.0000	0	0.0000	0	0.0000	7.0306
6	KRISHNA VENI YERRAMILI	10814	0.1062	0	0.0000	0.0000	0	0.0000	0	0.0000	0.1062
7	Y V LALITHA DEVI	60000	0.5892	0	0.0000	0.0000	0	0.0000	0	0.0000	0.5892
8	KRISHNAVENI YERRAMILI	18180	0.1785	0	0.0000	0.0000	0	0.0000	0	0.0000	0.1785
9	YERRAMILI LALITHYA POORNA	110000	1.0802	0	0.0000	0.0000	0	0.0000	0	0.0000	1.0802
	TOTAL	7100842	69.7357	0	0.0000	0.0000	0	0.0000	0	0.0000	69.7357



ALKALI METALS LIMITED

(I)(c)(i) Statement showing holding of securities (including shares, warrants, convertible securities) of persons belonging to the category "Public" and holding more than 1% of the total number of shares - 31-Mar-2013

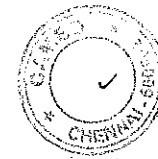
Sr.No	Name of the shareholder	No. of Shares held	Shares as a percentage of total number of shares (i.e., Grand Total (A)+(B)+(C) indicated in Statement at para(I)(a) above)	Details of warrants		Details of convertible securities		Total shares (including underlying shares assuming full conversion of warrants and convertible securities) as a % of diluted share capital
				Number of warrants held	As a % total of the same class	Number of convertible securities held	% w.r.t total number of convertible securities of the same class	
	NIL							



ALKALI METALS LIMITED

(I)(c)(ii) Statement showing holding of securities (including shares, warrants, convertible securities) of persons (together with PAC) belonging to the category "Public" and holding more than 5% of the total number of shares of the company - 31-Mar-2013

Sr.No	Name(s) of the shareholder(s) and the Persons Acting in Concert (PAC) with them	No. of Shares held	Shares as a percentage of total number of shares (i.e., Grand Total (A)+(B)+(C) indicated in Statement at para(I)(a) above)	Details of warrants		Details of convertible securities		Total shares (including underlying shares assuming full conversion of warrants and convertible securities) as a % of diluted share capital
				Number of warrants held	As a % total number of warrants of the same class	Number of convertible securities held	% w.r.t total number of convertible securities of the same class	
	NIL							



ALKALI METALS LIMITED

(I)(d) STATEMENT SHOWING DETAILS OF LOCKED-IN SHARES -31-Mar-2013

SL.NO	NAME OF THE SHARE HOLDER	NUMBER OF LOCKED IN SHARES	LOCKED-IN SHARES AS A % OF TOTAL NUMBER OF SHARES (i.e., GRAND TOTAL (A)+(B)+(C) INDICATED IN STATEMENT AT PARA (I)(a) ABOVE)	Promoter / Promoter Group / Public
	NIL			



ALKALI METALS LIMITED

(II)(a) STATEMENT SHOWING DETAILS OF DEPOSITORY RECEIPTS (DRs) - 31-Mar-2013

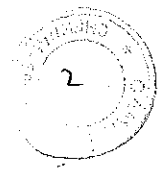
SL.NO]	TYPE OF OUTSTANDING DR (ADRs, GDRs, SDRs,etc.)	NUMBER OF OUTSTANDING DRs	NUMBER OF SHARES UNDERLYING OUTSTANDING DRs	SHARES UNDERLYING OUTSTANDING DRs AS A % OF TOTAL NUMBER OF SHARES (i.e., GRAND TOTAL {(A)}+{(B)}+{(C)} INDICATED IN STATEMENT AT PARA (I)(a) {ABOVE}
	NIL			



ALKALI METALS LIMITED

(II)(b) STATEMENT SHOWING HOLDING OF DEPOSITORY RECEIPTS (DRs), WHERE UNDERLYING SHARES HELD BY PROMOTER/PROMOTER GROUP ARE IN EXCESS OF 1% OF THE TOTAL NUMBER OF SHARES - 31-Mar-2013

SL.NO	NAME OF THE DR HOLDER	TYPE OF OUTSTANDING DR (ADRs, GDRs, SDRs,etc.)	NUMBER OF SHARES UNDERLYING OUTSTANDING DRs	SHARES UNDERLYING OUTSTANDING DRs AS A % OF TOTAL NUMBER OF SHARES (i.e., GRAND TOTAL (A)+(B)+(C) INDICATED IN STATEMENT AT PARA (I)(a) ABOVE)
	NIL			



(III)(a) STATEMENT SHOWING THE VOTING PATTERN OF SHAREHOLDERS, IF MORE THAN ONE CLASS OF SHARES / SECURITIES IS ISSUED BY THE ISSUER.

CATEGORY OF SHARE HOLDER	NUMBER OF VOTING RIGHTS HELD IN EACH CLASS OF SECURITIES			TOTAL VOTING RIGHTS (III+IV+V)	TOTAL VOTING RIGHTS i.e.(VI)	
	CLASS X (III)	CLASS Y (IV)	CLASS Z (V)	(VI)	AS A % OF (A+B) (VII)	AS A % OF (A+B+C) (VIII)
(A) PROMOTER AND PROMOTER GROUP						
(1) INDIAN						
(a) INDIVIDUALS/HINDU UNDIVIDED FAMILY						
(b) CENTRAL GOVERNMENT / STATE GOVERNMENT(S)						
(c) BODIES CORPORATE						
(d) FINANCIAL INSTITUTIONS / BANKS						
(e) ANY OTHER (SPECIFY)						
SUB-TOTAL(A)(1)						
(2) FOREIGN						
(a) INDIVIDUALS (NON-RESIDENT INDIVIDUALS / FOREIGN INDIVIDUALS)						
(b) BODIES CORPORATE						
(c) INSTITUTIONS						
(d) ANY OTHER						
SUB-TOTAL(A)(2)						
TOTAL SHAREHOLDING OF PROMOTER AND PROMOTER GROUP (A)=(A)(1)+(A)(2)						



(I)	(II)	(III)	(IV)	(V)	(VI)	(VII)	(VIII)
	(B) PUBLIC SHAREHOLDING						
	(1) INSTITUTIONS						
	(a) MUTUAL FUNDS / UTI						
	(b) FINANCIAL INSTITUTIONS / BANKS						
	(c) CENTRAL GOVERNMENT / STATE GOVERNMENT(S)						
	(d) VENTURE CAPITAL FUNDS						
	(e) INSURANCE COMPANIES						
	(f) FOREIGN INSTITUTIONAL INVESTORS						
	(g) FOREIGN VENTURE CAPITAL INVESTORS						
	(h) ANY OTHER (SPECIFY)						
	SUB-TOTAL(B)(1)						
	(2) NON-INSTITUTIONS						
	(a) BODIES CORPORATE						
	(b) INDIVIDUALS -						
	I. INDIVIDUAL SHAREHOLDERS HOLDING NOMINAL SHARECAPITAL UP TO RS. 1 LAKH						
	II. INDIVIDUAL SHAREHOLDERS HOLDING NOMINAL SHARECAPITAL IN EXCESS OF RS. 1 LAKH						
	(c) ANY OTHER (SPECIFY)						
	SUB-TOTAL(B)(2)						
	TOTAL PUBLIC SHAREHOLDING (B)=(B)(1)+(B)(2)						
	TOTAL (A)+(B)						
	(C) SHARES HELD BY CUSTODIANS AND AGAINST WHICH DEPOSITORY RECEIPTS HAVE BEEN ISSUED						
	GRAND TOTAL (A)+(B)+(C)						

