

ALKALI METALS LTD., (An ISO 9001-14001 accredited company)
UNAUDITED FINANCIAL RESULTS FOR THE QUARTER ENDED 30-09-2014

(Amount Rupees in Lakhs)

Particulars	For the Quarter Ended			For the Year Ended		
	3 months ended 30-09-2014	3 months ended 30-06-2014	3 months ended 30-09-2013	Year to date figures for the half year ended 30-09-2014	Year to date figures for the half year ended 30-09-2013	Year to date figures for the year ended 31-03-2014
	Unaudited	Unaudited	Un Audited	Unaudited	Un Audited	Audited
1. (a) Net Sales/Income from operations (Net of Excise Duty)	1,743.17	1,655.63	1,586.69	3,398.80	3,141.74	6,604.57
Total Income from Operations (Net)	1,743.17	1,655.63	1,586.69	3,398.80	3,141.74	6,604.57
2. Expenses						
a. Cost of material consumed	829.59	867.44	1,080.03	1,697.03	1,803.31	3,445.43
b. Change in inventories of finished goods, work in progress & stock in trade	-46.90	39.08	-240.10	-7.82	-93.51	35.88
c. Employees benefit expense	158.93	143.85	125.60	302.78	265.75	568.03
d. Depreciation	97.36	97.26	82.85	194.61	164.88	351.80
e. Power & Fuel	265.69	219.93	311.03	485.62	610.63	1,132.32
f. Repairs & Maintenance	15.09	16.96	11.68	32.05	26.86	75.00
g. Manufacturing Expenses	83.99	76.99	79.56	160.98	138.79	283.01
h. R & D Expenditure	11.30	9.27	29.78	20.57	40.92	104.28
i. Administrative Expenses	13.03	30.91	13.29	43.94	37.35	84.47
j. Marketing Expenses	105.23	56.11	30.20	161.34	85.70	275.83
k. Amortisation of Expenses	0.00	0.00	16.50	0.00	33.00	65.99
l. Other expenditure (any item exceeding 10% of the total expenses relating to continuing operations to be shown separately)	51.46	34.06	21.97	85.52	37.09	225.91
Total Expenses	1,584.77	1,591.85	1,562.38	3,176.62	3,150.75	6,647.94
3. Profit/(Loss) from Operations before Other income, Finance costs and Exceptional Items (1- 2)	158.40	63.78	24.30	222.18	-9.01	-43.37
4. Other Income	34.54	4.71	44.50	39.24	93.24	43.80
5. Profit/(Loss) from ordinary activities before Finance costs and Exceptional Items (3+/-4)	192.94	68.49	68.81	261.43	84.23	0.43
6. Finance Costs	113.05	106.43	93.59	219.47	171.26	318.61
7. Profit/(Loss) from ordinary activities after finance costs but before Exceptional Items (5+/-6)	79.89	-37.94	-24.78	41.95	-87.03	-318.18
8. Exceptional items	74.84	0.00	0.00	74.84	0.00	-1.29
9. Profit/(Loss) from ordinary activities before tax (7+/-8)	5.05	-37.94	-24.78	-32.89	-87.03	-316.89
10. tax expense - Current year	0.00	0.00	0.00	0.00	0.00	0.00
- Earlier years	0.00	0.00	0.00	0.00	0.00	0.33
- Mat Credit entitlement	0.00	0.00	0.00	0.00	0.00	0.00
Deffered tax - Current year	0.00	0.00	-17.70	0.00	-38.28	-121.00
11. Net Profit (+)/ Loss (-) from Ordinary Activities after tax (9-10)	5.05	-37.94	-7.08	-32.89	-48.75	-196.21
12. Extraordinary Items (net of tax expense Rs. _____)	34.08	0.00	0.00	34.08	0.00	0.00
13. Net Profit(+)/Loss(-) for the period (11+/-12)	-29.03	-37.94	-7.08	-66.97	-48.75	-196.21
14. Share of profit/(loss) of associates	0	0	0	0.00	0.00	0.00
15. Minority interest	0	0	0	0.00	0.00	0.00

For ALKALI METALS LTD.,

Manoj
Managing Director.

16. Net Profit/(Loss) after taxes, minority interest and share of profit/(loss) of associates (13+/-14+/-15)	-29.03	-37.94	-7.08	-66.97	-48.75	-196.21
17. Paid-up equity share capital (Face Value of the Share Rs.10/- each)	1,018.25	1,018.25	1,018.25	1,018.25	1,018.25	1,018.25
18. Reserves excluding Revaluation Reserves as per balance sheet of previous accounting year	3,971.22	3,971.22	4,167.42	3,971.22	4,167.42	4,167.42
19. I) Earnings per Share (before extraordinary items) (of Rs.10/- each(not annualised))						
a) Basic	0.05	-0.37	-0.07	-0.32	-0.48	-1.93
b) Diluted	0.05	-0.37	-0.07	-0.32	-0.48	-1.93
19. ii) Earnings per Share (after extraordinary items) (of Rs. each(not annualised))						
a) Basic	-0.29	-0.37	-0.07	-0.66	-0.48	-1.93
b) Diluted	-0.29	-0.37	-0.07	-0.66	-0.48	-1.93
PART II						
(Amount Rupees in Lakhs)						
	For the Quarter Ended			For the Year Ended		
Particulars	3 months ended 30-09-2014	3 months ended 30-06-2014	3 months ended 30-09-2013	Year to date figures for the half year ended 30-09-2014	Year to date figures for the half year ended 30-09-2013	Year to date figures for the year ended 31-03-2014
	Unaudited	Unaudited	Un Audited	Unaudited	Un Audited	Audited
A. PARTICULARS OF SHARE HOLDING						
1. Public Share Holding						
No. of Shares (Nos.)	3,081,664	3,081,664	3,081,664	3,081,664	3,081,664	3,081,664
Percentage of shareholding (%)	30.26%	30.26%	30.26%	30.26%	30.26%	30.26%
2. Promoters and promoter group Shareholdings						
a. Pledge/Encumbered						
Number of Shares	2130000	2130000	2130000	2130000	2130000	2130000
Percentage of shares (as a % of total share holding of promoter and promoter group)	30%	30%	30%	30%	30%	30%
Percentage of shares (as a % of total share capital of the company)	20.92%	20.92%	20.92%	20.92%	20.92%	20.92%
b. Non-Encumbered						
Number of Shares	4970842	4970842	4970842	4970842	4970842	4970842
Percentage of shares (as a % of total share holding of promoter and promoter group)	70%	70%	70%	70%	70%	70%
Percentage of shares (as a % of total share capital of the company)	48.82%	48.82%	48.82%	48.82%	48.82%	48.82%

For ALKALI METALS LTD.,

Aswath

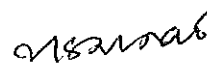
Managing Director.

Summary of Assets and Liabilities as on 30/09/2014

(All figures in Rs)

	As At (half year end) 30.09.2014	As At (year end) 31.03.2014
I EQUITY AND LIABILITIES		
1. SHAREHOLDERS' FUNDS		
a. Share Capital	101,825,060	101,825,060
b. Reserves and Surplus	398,761,881	405,458,734
Sub-total – Shareholders' funds	500,586,941	507,283,794
2. NON-CURRENT LIABILITIES		
a. Long Term Borrowings	150,433,492	163,583,610
b. Other Long Term Laibilities	10,190,250	9,894,000
c. Long Term Provisions	-	966,152
Sub-total – Non-current liabilities	160,623,742	174,443,762
3. CURRENT LIABILITIES		
a. Short Term Borrowings	189,686,762	179,722,693
b. Trade Payables	94,577,265	127,848,427
c. Other Current Liabilities	14,034,779	24,028,597
d. Short Term Provisions	-	156,419
Sub-total – Current liabilities	298,298,806	331,756,136
TOTAL – EQUITY AND LIABILITIES	959,509,489	1,013,483,692
II. ASSETS		
1. NON-CURRENT ASSETS		
a. Fixed Assets		
i. Tangible Assets	585,481,626	603,856,327
ii. Intangible Assets Under Development	5,997,182	6,702,733
iii. Capital Work-in-progress	12,704,240	-
b. Long Term Loans and Advances	25,653,416	25,198,588
c. Other Non-Current Assets	3,099,295	19,152,845
Sub-total – Non-current assets	632,935,759	654,910,493
2. CURRENT ASSETS		
a. Inventories	130,619,949	132,948,329
b. Trade Receivables	115,892,807	135,152,667
c. Cash and Cash Equivalents	12,687,043	15,886,651
d. Short Term Loans and Advances	61,507,802	68,631,000
e. Other Current Assets	5,866,129	5,954,552
Sub-total – current assets	326,573,730	358,573,199
TOTAL-ASSETS	959,509,489	1,013,483,692

For ALKALI METALS LTD.,


Managing Director.

Notes:-

1. The above un-audited financial results as reviewed by the Audit Committee have been approved by the Board of Directors at their meeting held on 18th Oct' 2014.
2. Previous year and previous quarter figures have been re-grouped or re-classified wherever necessary.
3. EPS for the quarter and year-to-date was calculated as per AS 20.

4. SEGMENT REPORTING

As the Company is predominantly engaged in the manufacture and sale of chemicals where the risks and returns associated with the products are uniform, the Company has identified Geographical Segments based on location of customers as reportable segments in accordance with AS - 17 issued by ICAI.

(Rupees in Lakhs)


Geographic Location	3 months ended 30-09-2014	3 months ended 30-06-2014	3 months ended 30-09-2013	Year to date figures for the half year ended 30-09-2014	Year to date figures for the half year ended 30-09-2013	Year to date figures for the year ended 31-03-2014
Revenue						
Domestic	928.60	782.53	990.05	1,711.14	1,862.76	3,647.83
External	814.57	873.10	596.64	1,687.66	1,278.98	2,956.74
Total	1,743.17	1,655.63	1,586.69	3,398.80	3,141.74	6,604.57
Trade Receivables						
Domestic	479.69	484.66	693.30	479.69	693.30	543.72
External	679.23	669.35	541.68	679.23	541.68	807.81
Total	1,158.92	1,154.01	1,234.98	1,158.92	1,234.98	1,351.53
Other Disclosures:						
Carrying amount of Segment assets						
India	8915.86	9,126.19	9,420.80	8,915.86	9,420.80	9,327.02
Additions to Fixed Assets						
India	3.81	-		3.81		968.05

The Company has no assets outside India other than the Trade Receivables.

5. Status of Investor Complaints for the quarter ended 30th Sep, 2014

Complaints Pending at the beginning of the quarter	NIL
Complaints Received during the quarter	NIL
Complaints disposed off during the quarter	NIL
Complaints unresolved at the end of the quarter	NIL

For ALKALI METALS LTD.,


Y. S. Venkata Rao
Managing Director

Date: 18-10-2014
Place: Hyderabad




LIMITED REVIEW REPORT

We have reviewed the accompanying statement of unaudited financial results of ALKALI METALS LIMITED for the Quarter ended September, 2014 except for the disclosures regarding 'Public Shareholding' and 'Promoter and Promoter group Shareholding' which have been traced from disclosures made by the management and have not been audited by us. This statement is the responsibility of the Company's Management and has been approved by the Board of Directors/ committee of Board of Directors. Our responsibility is to issue a report on these financial statements based on our review.

We conducted our review in accordance with the Standard on Review Engagement (SRE) 2400, *Engagements to Review Financial Statements* issued by the Institute of Chartered Accountants of India. This standard requires that we plan and perform the review to obtain moderate assurance as to whether the financial statements are free of material misstatement. A review is limited primarily to inquiries of company personnel and analytical procedures applied to financial data and thus provides less assurance than an audit. We have not performed an audit and accordingly, we do not express an audit opinion.

Based on our review conducted as above, nothing has come to our attention that causes us to believe that the accompanying statement of unaudited financial results prepared in accordance with applicable accounting standards and other recognised accounting practices and policies has not disclosed the information required to be disclosed in terms of Clause 41 of the Listing Agreement including the manner in which it is to be disclosed, or that it contains any material misstatement.

For C K S ASSOCIATES
Chartered Accountants
FRN 007390S


P. GANAPATI RAO
Partner
(M.No. 24113)



Place: Hyderabad
Date: October 18,2014