


ALKALI METALS LTD., (An ISO 9001-14001 accredited company)
UNAUDITED FINANCIAL RESULTS FOR THE QUARTER ENDED 30-06-2014

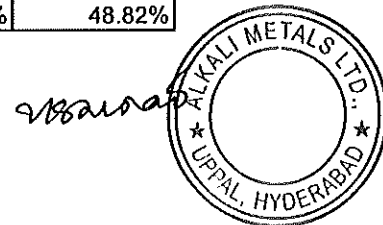
(Amount Rupees in Lakhs)

| Particulars | For the Quarter Ended | | | For the Year Ended |
|--|------------------------------|------------------------------|------------------------------|---|
| | 3 months ended 30-06-2014 | 3 months ended 31-03-2014 | 3 months ended 30-06-2013 | Year to date figures for the year ended 31-03-2014 |
| | Unaudited | Audited | Un Audited | Audited |
| 1. (a) Net Sales/Income from operations (Net of Excise Duty) | 1,655.63 | 1,634.84 | 1,555.05 | 6,604.57 |
| Total Income from Operations (Net) | 1,655.63 | 1,634.84 | 1,555.05 | 6,604.57 |
| 2. Expenses | | | | |
| a. Cost of material consumed | 867.44 | 871.77 | 723.28 | 3,445.43 |
| b. Purchases of stock in trade | 0.00 | 0.00 | | |
| b. Change in inventories of finished goods, work in progress & stock in trade | 39.08 | 23.26 | 146.59 | 35.88 |
| c. Employees benefit expense | 143.85 | 151.36 | 140.15 | 568.03 |
| d. Depreciation | 97.26 | 104.04 | 82.03 | 351.80 |
| e. Power & Fuel | 219.93 | 279.56 | 299.59 | 1,132.32 |
| f. Repairs & Maintenance | 16.96 | 20.76 | 15.18 | 75.00 |
| g. Manufacturing Expenses | 76.99 | 59.92 | 59.23 | 283.01 |
| h. R & D Expenditure | 9.27 | 49.72 | 11.14 | 104.28 |
| i. Administrative Expenses | 30.91 | 25.10 | 24.06 | 84.47 |
| j. Marketing Expenses | 56.11 | 81.54 | 55.50 | 275.83 |
| k. Amortisation of Expenses | 0.00 | 16.50 | 16.50 | 65.99 |
| l. Other expenditure (any item exceeding 10% of the total expenses relating to continuing operations to be shown separately) | 34.06 | 139.82 | 15.11 | 225.91 |
| Total Expenses | 1,591.85 | 1,823.36 | 1,588.37 | 6,647.94 |
| 3. Profit/(Loss) from Operations before Other income, Finance costs and Exceptional Items (1- 2) | 63.78 | -188.52 | -33.32 | -43.37 |
| 4. Other Income | 4.71 | 11.92 | 48.74 | 43.80 |
| 5. Profit/(Loss) from ordinary activities before Finance costs and Exceptional Items (3+/-4) | 68.49 | -176.60 | 15.42 | 0.43 |
| 6. Finance Costs | 106.43 | 69.62 | 77.67 | 318.61 |
| 7. Profit/(Loss) from ordinary activities after finance costs but before Exceptional Items (5+/-6) | -37.94 | -246.22 | -62.25 | -318.18 |
| 8. Exceptional items | 0.00 | -92.63 | 0.00 | -1.29 |
| 9. Profit/(Loss) from ordinary activities before tax (7+/-8) | -37.94 | -153.59 | -62.25 | -316.89 |
| 10. tax expense - Current year | 0.00 | 0.00 | 0.00 | 0.00 |
| - Earlier years | 0.00 | 0.33 | 0.00 | 0.33 |
| - Mat Credit entitlement | 0.00 | 0.00 | 0.00 | 0.00 |
| Deffered tax - Current year | 0.00 | -54.57 | -20.58 | -121.00 |
| 11. Net Profit (+)/ Loss (-) from Ordinary Activities after tax (9-10) | -37.94 | -99.35 | -41.67 | -196.21 |
| 12. Extraordinary items (net of tax expense Rs. _____) | 0.00 | 0.00 | 0.00 | 0.00 |
| 13. Net Profit(+)/Loss(-) for the period (11+/-12) | -37.94 | -99.35 | -41.67 | -196.21 |
| 14. Share of profit/(loss) of associates | 0.00 | 0.00 | 0.00 | 0.00 |
| 15. Minority interest | 0.00 | 0.00 | 0.00 | 0.00 |



| | | | | |
|--|----------|----------|----------|----------|
| 16. Net Profit/(Loss) after taxes, minority Interest and share of profit/(loss) of associates (13+/-14+/-15) | -37.94 | -99.35 | -41.67 | -196.21 |
| 17. Paid-up equity share capital (Face Value of the Share Rs.10/- each) | 1,018.25 | 1,018.25 | 1,018.25 | 1,018.25 |
| 18. Reserves excluding Revaluation Reserves as per balance sheet of previous accounting year | 3,971.21 | 4,167.42 | 3,810.25 | 4,167.42 |
| 19. I) Earnings per Share (before extraordinary items) (of Rs.10/- each(not annualised)) | | | | |
| a) Basic | -0.37 | -0.98 | -0.41 | -1.93 |
| b) Diluted | -0.37 | -0.98 | -0.41 | -1.93 |
| 19. II) Earnings per Share (after extraordinary items) (of Rs. _____ each(not annualised)) | | | | |
| a) Basic | -0.37 | -0.98 | -0.41 | -1.93 |
| b) Diluted | -0.37 | -0.98 | -0.41 | -1.93 |

| PART II | | | | |
|---|---------------------------|---------------------------|---------------------------|--|
| (Amount Rupees in Lakhs) | | | | |
| Particulars | For the Quarter Ended | | | For the Year Ended |
| | 3 months ended 30-06-2014 | 3 months ended 31-03-2014 | 3 months ended 30-06-2013 | Year to date figures for the year ended 31-03-2014 |
| | Unaudited | Audited | Unaudited | Audited |
| A. PARTICULARS OF SHARE HOLDING | | | | |
| 1. Public Share Holding | | | | |
| No. of Shares (Nos.) | 3,081,664 | 3,081,664 | 3,081,664 | 3,081,664 |
| Percentage of shareholding (%) | 30.26% | 30.26% | 30.26% | 30.26% |
| 2. Promoters and promoter group Shareholdings | | | | |
| a. Pledge/Encumbered | | | | |
| Number of Shares | 2130000 | 2130000 | 0.00 | 2130000 |
| Percentage of shares (as a % of total share holding of promoter and promoter group) | 30% | 30% | 0.00 | 30% |
| Percentage of shares (as a % of total share capital of the company) | 20.92% | 20.92% | | 20.92% |
| b. Non-Encumbered | | | | |
| Number of Shares | 4970842 | 4970842 | 7100842 | 4970842 |
| Percentage of shares (as a % of total share holding of promoter and promoter group) | 70% | 70% | 100% | 70% |
| Percentage of shares (as a % of total share capital of the company) | 48.82% | 48.82% | 69.74% | 48.82% |



Notes:-

1. The above un-audited financial results as reviewed by the Audit Committee have been approved by the Board of Directors at their meeting held on 9th Aug 2014.
2. Previous year and previous quarter figures have been re-grouped or re-classified wherever necessary.
3. EPS for the quarter and year-to-date was calculated as per AS 20.

4. SEGMENT REPORTING

As the Company is predominantly engaged in the manufacture and sale of chemicals where the risks and returns associated with the products are uniform, the Company has identified Geographical Segments based on location of customers as reportable segments in accordance with AS - 17 issued by ICAI.

(Rupees in Lakhs)

| Geographic Location | 3 months ended 30-06-2014 | 3 months ended 31-03-2014 | 3 months ended 30-06-2013 | Year to date figures for the year ended 31-03-2014 |
|--|---------------------------|---------------------------|---------------------------|--|
| Revenue | | | | |
| Domestic | 782.52 | 899.29 | 872.71 | 3,647.83 |
| External | 873.10 | 735.55 | 682.34 | 2,956.74 |
| Total | 1,655.62 | 1,634.84 | 1,555.05 | 6,604.57 |
| Trade Receivables | | | | |
| Domestic | 484.66 | 543.72 | 792.24 | 543.72 |
| External | 669.35 | 807.81 | 706.20 | 807.81 |
| Total | 1,154.01 | 1,351.53 | 1,498.44 | 1,351.53 |
| Other Disclosures: | | | | |
| Carrying amount of Segment assets | | | | |
| India | 9,126.19 | 8,783.30 | 9,166.54 | 8,783.30 |
| Additions to Fixed Assets | | | | |
| India | - | 968.05 | - | 968.05 |

The Company has no assets outside India other than the Trade Receivables.


5. Status of Investor Complaints for the quarter ended 30th June, 2014

- Complaints Pending at the beginning of the quarter
- Complaints Received during the quarter
- Complaints disposed off during the quarter
- Complaints unresolved at the end of the quarter

NIL
NIL
NIL
NIL

For ALKALI METALS LTD

Y. S. R. Venkata Rao
Managing Director



Date: 09-08-2014
Place: Hyderabad

LIMITED REVIEW REPORT

We have reviewed the accompanying statements of Unaudited Financial Results of **ALKALI METALS LIMITED** for the 1st Quarter ended 30.06.2014 except for the disclosures regarding 'Public Shareholding' and 'Promoter and Promoter Group Shareholding' which have been traced from disclosures made by the management and have not been audited by us. This statement is the responsibility of the Company's Management and has been approved by the Board of Directors / Committee of Board of Directors. Our responsibility is to issue a report on these financial statements based on our review.

We conducted our review in accordance with the Standard on Review Engagement (SRE) 2400, Engagements to Review Financial Statements issued by the Institute of Chartered Accountants of India. This Standard requires that we plan and perform the review to obtain moderate assurance as to whether the financial statements are free of material misstatement. A Review is limited primarily to inquiries of company personnel and analytical procedures applied to financial data and thus provides less assurance than an audit. We have not performed an audit and accordingly, we do not express an audit opinion.

Based on our review conducted as above, nothing has come to our attention that causes us to believe that the accompanying statement of Unaudited financial results prepared in accordance with applicable accounting standards and other recognized accounting practices and policies has not disclosed the information required to be disclosed in terms of Clause 41 of the Listing Agreement including the manner in which it is to be disclosed, or that it contains any material misstatement.

For C K S Associates
Chartered Accountants
FRN.. 007390S


C. KRISHNA BABU
Partner
M.No.019827

Hyderabad
August 09, 2014